


H18

PLANETARY, HYDRAULIC WINCH



RAPID REVERSE

pull

MASTER

THE LOGICAL CHOICE

MODEL H18 PLANETARY HYDRAULIC WINCH

DESCRIPTION

The **PULLMASTER** Model H18 is a high performance, high efficiency planetary winch with a "Rapid Reverse" feature. The reversing or lowering line speed is 4.6 time faster than forward or hoisting speed. The automatic, multi-disc brake of this unit is effective in one direction only and achieves exceptionally smooth lowering control of a load. In reverse rotation (lowering), the maximum load can be positively controlled at line speed equal to the hoisting line speed. Only loads, reduced by a ratio of 4.6 of the maximum capacity of the winch can be safely lowered at the maximum reversing speed. The **PULLMASTER** Model H18 planetary winch is powered by a hydraulic gear motor and the required reduction ratio of 39.56:1 is established by two planetary reduction stages. In forward (hoisting) rotation, the hydraulic motor drives direct into the planetary reduction stages without affecting the brake assembly. When forward (hoisting) rotation is stopped, an over-running clutch, located between the brake assembly and the motor drive shaft, locks and the multi-disc brake will positively hold the maximum load with a safety factor of 3:1. The multi-disc brake is spring applied and pressure released, requiring no calibration for safe operation. When the hydraulic motor is powered for reverse rotation (lowering) the brake is released automatically and is then modulated for the desired lowering speed by a single control lever. A counter-balance valve or brake valve is not required for dynamic braking. All moving parts of the **PULLMASTER** Model H18 planetary winch are totally enclosed and run in an oil bath, assuring a long, trouble free service with minimum requirement for maintenance.

OPTIONS

- SPECIAL DRUM SIZES • HYDRAULICALLY ACTUATED FREE SPOOLING • RATCHET & PAWL • EXTERNAL BRAKE RELEASE
- HYDRAULIC PISTON MOTORS • DRUM GROOVING • ETC.

PERFORMANCE

The performance of the **Pullmaster** Model H18 is based on a hydraulic volume of 76 (US) gpm (288 l/min) at 2300 psi (159 bar) hydraulic pressure. Drum revolutions at maximum hydraulic volume = 50.5 rpm. Drum torque at a maximum hydraulic pressure = 83,250 lb-in (9406 Nm).

MODEL NUMBER	BARE DRUM			MEAN DRUM			FULL DRUM		
	LINE PULL	LINE SPEED		LINE PULL	LINE SPEED		LINE PULL	LINE SPEED	
		FORWARD	REVERSE		FORWARD	REVERSE		FORWARD	REVERSE
H18-3-101-1 based on 3/4" wire rope	18000 lb 80.0 kN	122 fpm 37 m/min	563 fpm 171 m/min	14644 lb 65.1 kN	159 fpm 48 m/min	730 fpm 222 m/min	11288 lb 50.2 kN	195 fpm 59 m/min	897 fpm 273 m/min
H18-3-101-2 based on 3/4" wire rope	12109 lb 53.9 kN	182 fpm 55 m/min	836 fpm 255 m/min	10379 lb 46.2 kN	218 fpm 66 m/min	1003 fpm 306 m/min	8649 lb 38.5 kN	255 fpm 78 m/min	1171 fpm 357 m/min

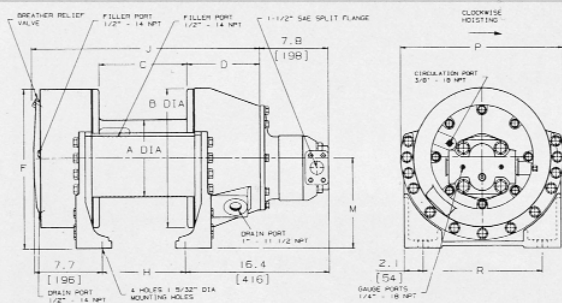
The volumetric requirement for the **PULLMASTER** Model H18 is the recommended maximum and should not be exceeded. When the **PULLMASTER** Model H18 is installed in existing hydraulic circuits with a lesser operating volume or lower pressure, the performance will change. Performance graphs for line speed vs. oil volume and line pull vs. hydraulic pressure are available upon request.

CABLE STORAGE

MODEL NUMBER	DRUM SIZE			WIRE ROPE DIAMETERS						
	DRUM	FLANGE	LENGTH	3/8"	7/16"	1/2"	9/16"	5/8"	3/4"	7/8"
H18-3-101-1	8.5"	15.5"	10"	615 ft	494 ft	332 ft	310 ft	239 ft	170 ft	113 ft
	216 mm	394 mm	254 mm	187 m	151 m	101 m	94 m	73 m	52 m	34 m
H18-3-101-2	13"	20"	16"	1359 ft	1088 ft	738 ft	681 ft	526 ft	375 ft	251 ft
	330 mm	508 mm	406 mm	414 m	332 m	225 m	208 m	161 m	114 m	76 m

DIMENSIONS

Other drum sizes will be made available for quantity requirements.



MODEL NUMBER	A	B	C	D	F	H	J	M	P	R
H18-3-101-1	8.5"	15.5"	10"	8.3"	17.9"	9.43"	25.9"	10.13"	18.4"	13.5"
	216 mm	394 mm	254 mm	211 mm	455 mm	239.5 mm	659 mm	257 mm	467 mm	342.9 mm
H18-3-101-2	13"	20"	16"	8.4"	18.5"	18.5"	32.1"	12.38"	23.3"	17.25"
	330 mm	508 mm	406 mm	213 mm	470 mm	470 mm	816 mm	314 mm	591 mm	438.2 mm


PULLMASTER planetary winches are covered by a liberal warranty. Parts and Repair Service are available from authorized **PULLMASTER** distributors throughout Canada, the United States and in most over-seas areas.

IMPORTANT

PULLMASTER planetary winches are neither designed nor intended for installation on equipment used in lifting or moving of personnel.

Other **PULLMASTER** winch models are available in capacities ranging from 1000 lb to 50,000 lb (4.4 kN to 222.4 kN) line pull.

DISTRIBUTOR



For more information write to:

PULLMASTER WINCH CORPORATION
 8247 - 130 STREET, SURREY, B.C. CANADA V3W 7X4
 TELEPHONE: (604) 594-4444 • FAX: (604) 591-7332
<http://www.pullmaster.com> E-mail: info@pullmaster.com